



### District Report Card: 2017


<b>State:</b> Gujarat	<b>District:</b> Morbi
<b>Class:</b> 3	<b>Subject:</b> Language
<b>Schools:</b> 61	<b>Students:</b> 1356


### Participation/Coverage


#### Students

<b>GENDER</b> 	Boys		Girls	
	Number	%	Number	%
	713	52.58	643	47.42

<b>AREA</b> 	Rural		Urban	
	Number	%	Number	%
	1140	84.07	216	15.93

<b>CATEGORY</b> 	SC		ST		OBC		GEN	
	Number	%	Number	%	Number	%	Number	%
	113	8.33	86	6.34	1017	75.00	140	10.32

<b>CWSN</b> 	LD	VI	HI	S&LD	ID	Oth
	2	4	2	2	3	16

<b>Management</b> 	Government		Government-aided	
	Number	%	Number	%
	1356	100.00	0	0.00

### Average Performance of Students in Language (%)

Overall	Gender		Area		Management		Social Group			
	Male	Female	Rural	Urban	Govt.	Aided	SC	ST	OBC	GEN
69.88	70.39	69.31	70.82	64.91	69.88	0.00	67.85	70.39	70.02	70.19

## Performance on Learning Outcomes (LOs)

Learning Outcomes	Description	Average Performance(%)
L304	Reads small texts with comprehension i.e., identifies main ideas, details, sequence and draws conclusions	70.75
L312	Reads printed scripts on the classroom walls: poems, posters, charts etc.	68.13

Range of Performance of Students who Answered Correctly							
Below 30%		30% - 50%		50% - 75%		Above 75%	
Number	%	Number	%	Number	%	Number	%
80	5.90	187	13.79	459	33.85	630	46.46

## Lowest Performing Learning Outcomes (LOs)

1 - Reads printed scripts on the classroom walls: poems, posters, charts etc. (68.13)

2 - Reads small texts with comprehension i.e., identifies main ideas, details, sequence and draws conclusions (70.75)